



A G E N D A
CITY OF WAUPUN BOARD OF PUBLIC WORKS AND
FACILITIES COMMITTEE
Waupun City Hall – 201 E. Main Street, Waupun WI
Tuesday, November 14, 2023 at 4:30 PM

The Board of Public Works and Facilities Committee will meet in person, virtual, and teleconference. Instructions to join the meeting are provided below:

Join Zoom Meeting

<https://us02web.zoom.us/j/85041232418?pwd=VFNaV3ZlcGhuNjlaNWlWTjBmd21ZUT09>

Meeting ID: 850 4123 2418

Passcode: 178653

By Phone: (312) 626-6799 US (Chicago)

CALL TO ORDER

ROLL CALL

PERSONS WISHING TO ADDRESS THE BOARD OF PUBLIC WORKS--*State name, address, and subject of comments.*
(2 Minutes)

No Public Participation after this point.

FUTURE MEETINGS AND GATHERING INVOLVING THE BOARD OF PUBLIC WORKS

CONSIDERATION - ACTION

1. Approve minutes of the October 10, 2023 meeting.
2. Waupun Ice arena ceiling tile replacement West side
3. S. Drummond St. parking restriction

ADJOURNMENT

Upon reasonable notice, efforts will be made to accommodate disabled individuals through appropriate aids and services. For additional information, contact the City Clerk at 920-324-7915.



MINUTES—CITY OF WAUPUN BOARD OF PUBLIC WORKS & FACILITIES

Tuesday, 10-October-2023 – City Council Chambers

CALL TO ORDER

Chairman Peter Kaczmarki called the meeting to order at 4:32 PM

ROLL CALL

Roll call was taken:

Alders—Peter Kaczmarki, Mike Matoushek

Citizens—Dale Heeringa, Dave Rens, Andrew Sullivan (absent), Gregg Zonnefeld

Ex-officio—DPW Director Jeff Daane, Mayor Rohn Bishop, City Administrator Kathy Schlieve, Recreation Director Rachel Kaminski

FUTURE MEETINGS AND GATHERINGS OF THE BOARD OF PUBLIC WORKS & FACILITIES COMMITTEE

Next meeting will be on Tuesday, November 14, 2023 at 4:30PM.

CONSIDERATION - ACTION

1. Approve minutes of the September 12, 2023 Board of Public Works & Facilities Meeting.
Minutes of the September 12, 2023 meeting were presented. Motion (Zonnefeld/Rens) to approve minutes as presented. **MOTION CARRIED (5-0)**
2. Community Garden Location
DPW Director Jeff Daane shared he has been in discussions with the School District of Waupun on locating the Community Garden along Mayfair Street on the southwest corner of District property. The City workers would rip it open this fall and add compost so it would be ready to go come fall. Motion (Matoushek/Heeringa) to approve the location for relocating to this land in 2024 and then to forward this to the Common Council for action. **MOTION CARRIED. (5-0)**
3. City of Waupun Energy Plan Final Report
DPW Director Daane shared that the City of Waupun applied and was successful in procuring a \$50,000 energy savings grant. Dan Streit from Slipstream joined the DPW to discuss options and opportunities based on their research.
4. City property West of Rosewood Drive
Director Daane shared an update on the property at the end of Rosewood that the City of Waupun purchased in hope to address some of these issues. The DNR has given approval to do some cleanup on where an old building was located and to monitor for future work. A future wetland delineation may await as future work in 2024 and beyond.

ADJOURNMENT

Motion (Zonnefeld/Matoushek) to adjourn the meeting of the BPW & Facilities at 5:18PM. **MOTION CARRIED (6-0).**

Respectfully submitted,

Gregg Zonnefeld, BPW Clerk



AGENDA SUMMARY SHEET

MEETING DATE: November 14, 2023

TITLE: Waupun Ice arena ceiling tile replacement West side

AGENDA SECTION: Consideration/Action

PRESENTER: Jeff Daane

| DEPARMTENT GOAL(S) SUPPORTED <i>(if applicable)</i> | FISCAL IMPACT | |
|---|---------------|--|
| | \$12,750 | |

ISSUE SUMMARY

The current ceiling tile and grid was installed years ago. Sections of this continue to fall and the tile was just cut out of old milk house board. This is very thin and has warped significantly over the years. The crew is constantly repairing or replacing sections.

The new grid would be heavier duty and the ceiling tiles would be a more solid product. This would hopefully help on maintenance time needed for the ceiling. It will give the area a cleaner look.


STAFF RECCOMENDATION:

ATTACHMENTS:

Proposal
Spec sheets
Pictures

RECCOMENDED MOTION:

1. Approve proposal to have Ceiling Guys for \$12,750.



CEILING GUYS, INC.
"Work you can look up to"

(Phone):773-354-7187 (Fax):773-295-5455 (Email):CeilingGuys1@gmail.com (Web):www.TheCeilingGuys.net

Proposal

Customer/Project: Waupun Community Ice Center
510 E. Spring St.
Waupun, WI 53963
Contact: Jeff Daane 920-324-7918

10/17/2023

Description

1. Furnish and install new 2'x4' ceiling grid system.
2. Furnish and install new 2'x4' ceiling tiles.
3. Ceiling layouts and heights to be verified in field with customer.
4. Demolition and removal of existing ceiling grid and tiles to be done by customer.

Labor described to be performed in the following Rooms only: Commercial space hallways as per sketch provided by customer.

Approximate footage for Project: 960 Square feet

Installation is to be performed utilizing the following materials per specification:

Materials

Grid: 15/16" - Rockfon- CMC grid or Equal:

Rockfon #211- Main runner-15/16"-White

Rockfon #209- 4' Tee-15/16"-White

Rockfon #229- 2' Tee-15/16"-White

Rockfon #21420- Wall molding-15/16"-White

12* Gauge Hanger wire

Fasteners: Teg tabs, Mac clips, Rivets, lags, staples, pins, screws.

Tiles: Gridstone- #5045 "Gyp. Board Vinyl Faced"-2'x4'- Square lay in- White or Equal

Materials, Labor & Installation.....\$12,750

Project Total.....\$12,750

Acceptance of Proposal

**Any alterations or changes from the above proposal involving extra costs will be executed above written authorization and will be calculated as extra charges over and above the estimated proposal.*

- Terms:**
- *Proposal does not include electrical labor or electrical materials such as light fixtures, chandeliers, fans, cameras, speakers, sensors, Internet devices, smoke alarms, Exit & Stair signs.*
 - *Proposal does not include HVAC labor or HVAC materials.*
 - *Proposal does not include any sprinkler system materials or labor.*
 - * Proposal does not include any extra hanger wire support for light fixtures or any other trades. Electrician is responsible for hanger wire support of all light fixtures.*
 - *Proposal does not include any soffits/bulkheads required.*
 - *Proposal does not include any painting required.*
 - *Proposal does not include any drywall required.*
 - *Proposal does not include any insulation required.*
 - *Proposal does not include any fire caulking/caulking required.*
 - *Proposal does not include sloped ceilings.*
 - *Proposal does not include demolition or removal of existing ceiling grid & tiles.*
 - * Proposal assumes site conditions to be clear & clean without obstructions, allowing installers to work safely & efficiently. Additional charges will apply if site conditions do not meet these requirements or if permanent furnishings have been installed prior to the ceilings being completed that require additional labor/care & cleanup.*
 - *Special Order materials will require a non-refundable down-payment upon contract acceptance.*
 - *Dumpster to be supplied by customer.*
 - *Ceiling Guys, Inc. will leave working areas in broom clean condition.*
 - *Payment: Down payment required and final payment is due no later than 30 days after completion of project.*
 - *Proposal Expires in 30 days.*

Acceptance of Proposal: (Print) _____


(Sign) _____ Date of Acceptance: _____

Proposal - 10/17/2023

**Customer/Project: Waupun Community Ice Center
510 E. Spring St.
Waupun, WI 53963
Contact: Jeff Daane 920-324-7918**

Chicago Metallic® 200 Snap Grid™ 15/16"

Acoustical ceiling suspension system



Ideal for: Retail, classrooms, general interiors.

Performance Properties:

- Intermediate and heavy duty designs are available, along with hook-end cross tees
- Fire rated grid components are designed with expansion reliefs, making it suitable for fire-rated ceiling assemblies
- Available in (200) non-fire rated, and (250/270) fire rated
- Sustainable: Minimum 25% recycled content, 100% locally recyclable
- Chicago Metallic® suspension systems meet a Class-A flame spread rating in accordance with ASTM standard E1264-08

Chicago Metallic® 200 Snap Grid™ 15/16"

LEED® v4.1 HIGHLIGHTS

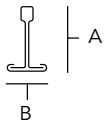
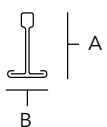
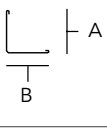
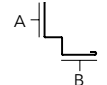
Materials and Resources (MR)

- Waste Management ✓ Planning
- Interiors Life Cycle Impact Reduction
- Environmental Product Declarations
- Sourcing of Raw Materials
- Material Ingredients
- Waste Management ✓

Indoor Environmental Quality (EQ)

- ✓ -Low-Emitting Materials ✓
- ✓ -Interior Lighting ✓
- ✓ -Acoustic Performance ✓

RECYCLED CONTENT: UP TO: 25%

| Detail | Product Number | Length | Height (A) | Face (B) | Grid Coupling Type | Slotting / Class | Fire Rated | Seismic | Recycled Content |
|---|----------------|--------|------------|----------|--------------------|------------------|------------|---------|------------------|
| Main Runners | | | | | | | | | |
|  | 216.01H | 120" | 1-41/64" | 15/16" | Bayonet-End | 6" OC, ID | - | C | 25 |
| | 299.01H | 120" | 1-41/64" | 15/16" | Bayonet-End | 10" OC, ID | ✓ | C | 25 |
| | 200.XXZ.01 | 144" | 1-41/64" | 15/16" | Bayonet-End | 6" OC, HD | - | C, DEF | 25 |
| | 211.01Z | 144" | 1-41/64" | 15/16" | Bayonet-End | 6" OC, ID | - | C | 25 |
| | 250.01Z | 144" | 1-41/64" | 15/16" | Bayonet-End | 6" OC, ID | ✓ | C | 25 |
| | 270.XXZ.01 | 144" | 1-41/64" | 15/16" | Bayonet-End | 6" OC, HD | ✓ | C, DEF | 25 |
| Cross Tees | | | | | | | | | |
|  | 251.01H | 12" | 1-1/2" | 15/16" | Hook-End | No Slots | ✓ | C | 25 |
| | 257.01Z | 20" | 1-1/2" | 15/16" | Hook-End | No Slots | ✓ | C | 25 |
| | 252.01Z | 24" | 1-1/2" | 15/16" | Hook-End | No Slots | ✓ | C | 25 |
| | 229.01Z | 24" | 1-1/2" | 15/16" | Hook-End | No Slots | - | C | 25 |
| | 258.01H | 30" | 1-1/2" | 15/16" | Hook-End | No Slots | ✓ | C | 25 |
| | 253.01H | 36" | 1-1/2" | 15/16" | Hook-End | 12" OC | ✓ | C | 25 |
| | 209.01Z | 48" | 1-1/2" | 15/16" | Hook-End | 12" OC | - | C | 25 |
| | 254.01Z | 48" | 1-1/2" | 15/16" | Hook-End | 12" OC | ✓ | C | 25 |
| | 207.01H | 60" | 1-1/2" | 15/16" | Hook-End | 6" OC | - | C | 25 |
| | 278.01H | 96" | 1-1/2" | 15/16" | Hook-End | 12" OC | - | C | 25 |
| Wall Angles & Channels | | | | | | | | | |
|  | 1420.01 | 144" | 15/16" | 15/16" | - | - | - | C, DEF | 25 |
| | 1425.01 | 144" | 2" | 2" | - | - | - | C, DEF | 25 |
| | 1428.01 | 144" | 1" | 2" | - | - | - | C, DEF | 25 |
| | 1430.01 | 144" | 7/8" | 7/8" | - | - | - | C | 25 |
| | 21420.01 | 144" | 15/16" | 15/16" | - | - | - | C, DEF | 25 |
| | 1454.01 | 120" | 1-4.75/8" | 15/16" | - | - | - | C, DEF | 25 |
| Shadow Moldings | | | | | | | | | |
|  | 1460.01 | 120" | 3/4" | 3/4" | - | 3/8" Reveal | - | C | 25 |
| | 1461.01 | 120" | 3/4" | 3/4" | - | 3/4" Reveal | - | C | 25 |
| | 1469.01 | 120" | 15/16" | 9/16" | - | 3/8" Reveal | - | C | 25 |

Available in the following standard colors, Rockfon® Color-all™ colors, and RAL color options.



01 White



08 Black



44 Satin Silver



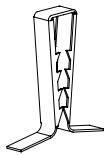
Color-all



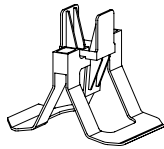
Packaging

| Product Number | Pieces per Carton | Ft per Carton | Lbs per Carton | Cartons per Pallet | Lbs per Pallet |
|-----------------------------------|-------------------|---------------|----------------|---------------------|---------------------|
| Main Runners | | | | | |
| 216.01H | 20 | 200 | 43.3 | 30 | 1325 |
| 299.01H | 20 | 200 | 43.3 | 30 | 1325 |
| 200.XXZ.01 | 20 | 240 | 71.2 | 30 | 2136 |
| 211.01Z | 20 | 240 | 52 | 30 | 1585 |
| 250.01Z | 20 | 240 | 52 | 30 | 1585 |
| 270.XXZ.01 | 20 | 240 | 72.8 | 30 | 2184 |
| Cross Tees | | | | | |
| 251.01H | 100 | 100 | 22 | 50 | 1200 |
| 257.01Z | 60 | 100 | 22.4 | 64 | 1434 |
| 252.01Z | 60 | 120 | 28 | 64 | 1792 |
| 229.01Z | 60 | 120 | 20.8 | 64 | 1331 |
| 258.01H | 50 | 125 | 30 | Palletized to order | Palletized to order |
| 253.01H | 50 | 150 | 34 | Palletized to order | Palletized to order |
| 209.01Z | 60 | 240 | 43.2 | 30 | 1296 |
| 254.01Z | 60 | 240 | 51.6 | 30 | 1548 |
| 207.01H | 50 | 250 | 73 | 30 | 2310 |
| 278.01H | 25 | 200 | 49 | 28 | 1372 |
| Wall Angles & Channels | | | | | |
| 1420.01 | 42 | 504 | 69 | 30 | 2070 |
| 1425.01 | 20 | 240 | 82 | 30 | 2460 |
| 1428.01 | 20 | 240 | 54 | 30 | 1620 |
| 1430.01 | 30 | 360 | 49 | 40 | 1960 |
| 21420.01 | 25 | 300 | 41 | 30 | 1230 |
| 1454.01 | 20 | 200 | 67 | 32 | 2144 |
| Shadow Moldings | | | | | |
| 1460.01 | 40 | 400 | 64 | 32 | 2048 |
| 1461.01 | 40 | 400 | 90 | 32 | 2880 |
| 1469.01 | 40 | 200 | 77 | Palletized to Order | Palletized to Order |

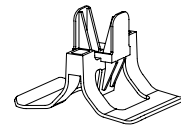
Accessories



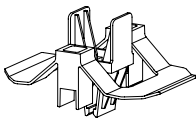
935.00
Hold Down Clip
for Various
Height Panels
1000 PCS/Carton



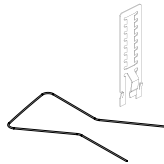
490.00
Hold Down Clip
for 0" – 3/4" Panels
100 PCS/Carton



491.00
Hold Down Clip for
3/4" – 1-1/4" Panels
150 PCS/Carton



492.00
Hold Down Clip
for 1-1/2" Panels
100 PCS/Carton



495.00
Facett™ Hold
Down Clip for
2" – 4" Panels
100 PCS/Carton



826.00H
2' Spacer Bar
80 LF/Carton



828.00H
4' Spacer Bar
160 LF/Carton



824.00H
4' Spacer Bar,
Notched at 2'
160 LF/Carton

Performance

Component Load Test Data and Material

| Allowable Load per ASTM C635 | | | | | | | | | |
|------------------------------|--------|----------------|-------|------|------|------|-----|----|-----|
| Main Tee | Length | Hanger Spacing | | | | | | | |
| | | - | - | 4' | 5' | 6' | - | - | |
| 216.01H | 120" | - | - | ID | 6.3 | 3.9 | - | - | |
| 299.01H | 120" | - | - | ID | 6.3 | 3.9 | - | - | |
| 200.XXZ.01 | 144" | - | - | HD | 8.9 | 5.6 | - | - | |
| 211.01Z | 144" | - | - | ID | 6.3 | 3.9 | - | - | |
| 250.01Z | 144" | - | - | ID | 6.3 | 3.9 | - | - | |
| 270.XXZ.01 | 144" | - | - | HD | 8.9 | 5.6 | - | - | |
| Cross Tee | Length | 1' | 20" | 2' | 30" | 3' | 4' | 5' | 8' |
| 251.01H | 12" | - | - | - | - | - | - | - | - |
| 257.01Z | 20" | 90.0♦ | - | - | - | - | - | - | - |
| 252.01Z | 24" | - | 41.0♦ | - | - | - | - | - | - |
| 229.01Z | 24" | - | 32.5♦ | - | - | - | - | - | - |
| 258.01H | 30" | - | - | 57.4 | - | - | - | - | - |
| 253.01H | 36" | - | - | - | 34.7 | - | - | - | - |
| 209.01Z | 48" | - | - | - | - | 9.1 | - | - | - |
| 254.01Z | 48" | - | - | - | - | 14.1 | - | - | - |
| 207.01H | 60" | - | - | - | - | - | 8.5 | - | - |
| 278.01H | 96" | - | - | - | - | - | - | - | 2.1 |

To convert data into lb/ft², divide on center spacing of component into lb/ft.
 ♦ Limited by safety factor of 2.

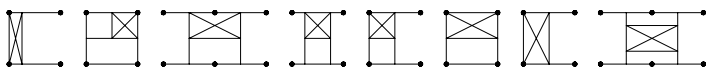
Light Fixture Load Test Data (based on 1/360 span deflection)

| Light Fixtures | Main & Cross Tees - Allowable Fixture Weight – Pounds | | | | |
|----------------|---|--------------------|-----------------|-----------------|-----------------|
| | Dimensions | 200.XXZ.01 207.01H | 211.01Z 209.01Z | 299.01H 207.01H | 250.01Z 254.01Z |
| 1' x 4' | 32.4 | 56.4 | - | 55.6 | 67.6 |
| 2' x 2' | 29.2 | 34.8 | - | 49.6 | 52.8 |
| 2' x 4' | 40.8 | 47.2 | - | 64.0♦ | 76.0♦ |
| 2' x 5' | 40.8 | - | - | - | - |
| 3' x 3' | 63.0♦ | - | - | - | - |
| 20" x 48" | - | - | 37.6 | - | - |
| 20" x 60" | - | - | 37.6 | - | - |

Consult specific U.L. design for allowable lighting configurations.
 ♦ Limited by safety factor of 2.

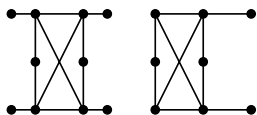
Non-Fire Rated Assemblies

Hanger Positions for Non-Fire Rated Situations
 This illustrates hanger positions for single fixtures in a field. Provide extra hangers for tandem fixtures.



Fire Rated Assemblies

Hanger Positions for Fire Rated Situations
 This illustrates hanger positions for single fixtures in a field. Provide extra hangers for tandem fixtures.



UL® Fire Rated Assemblies

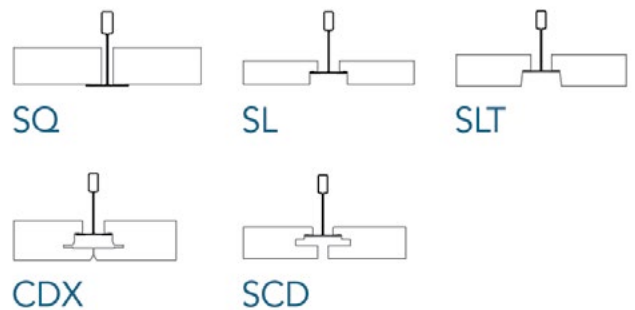
- Floor-Ceiling Type 250**
 A202, A210, A211, A212, D203, D205, D209, D215, D216, D218, G007, G008, G022, G036, G201, G202, G204, G208, G209, G210, G211, G213, G214, G215, G216, G217, G218, G222, G227, G228, G229, G231, G234, G236, G241, G242, G243, G244, G248, G250, G255, G256, G258, G259, J201, L005, L006, L201, L202, L206, L208, L209, L210, L211, L212
- Roof-Ceiling Type 250**
 P201, P202, P203, P204, P206, P207, P210, P211, P213, P214, P215, P216, P217, P219, P225, P227, P228, P229, P230, P231, P235, P237, P238, P239, P241, P242, P244, P245, P246, P250, P251, P253, P255, P257, P259, P260, P261, P262, P264

Material

ASTM C 635 Heavy Duty (HD) and Intermediate Duty (ID) main tee classifications; commercial quality HDG-30 steel, hot-dip galvanized body and cap, 15/16" width, 1-41/64" height.
 Note: A metallurgist should be consulted regarding the suitability of this product for the environmental conditions in which it is being installed.

Compatible Tile Edge Types

200/250 Systems



Rockfon® is a registered trademark
of the ROCKWOOL Group.

05.2021 | All colour codes mentioned are based on the NCS - Natural Colour System® property of and used on license from NCS Colour AB, Stockholm 2012 or the RAL colour standard. Subject to alterations in range and product technology without prior notice. Rockfon accepts no responsibility for printing errors.



Rockfon
4849 S. Austin Ave., Chicago, IL 60638 USA
Tel. +1-800-323-7164
Fax. +1-800-222-3744
www.rockfon.com
cs@rockfon.com
360003025

Gold Bond[®] BRAND Gridstone[®] Gypsum Ceiling Panels



**Gold
Bond**[®]
BRAND
Gypsum Board

National 
Gypsum[®]

Gridstone® Fire-Shield® Gypsum Ceiling Panels



Description

For superior quality and performance, Gridstone ceiling panels combine a USDA-accepted white stipple texture with the durability of a 2-mil rigid vinyl laminate. Featuring high light reflectance and impact resistance, Gridstone 1/2" thick panels set the standard for appearance and safety.

Applications

- Gridstone panels are ideal for interior and unexposed exterior ceiling applications such as soffits, parking garages, kitchens and baths
- Gridstone panels are accepted by the USDA for use in food service and food processing areas.

Features/Benefits

- Gridstone's rigid gypsum core prevents sagging and warping problems generally experienced with conventional ceiling panels.
- A non-combustible gypsum core ensures fire safety with 1-1/2- and 2-hour fire ratings achievable depending on the fire-rated assembly.
- Installation is quick and easy. Panels drop in place on standard 15/16" exposed grid systems with tee grids either 2' x 2' or 2' x 4'.
- Common dirt and stains can be removed with mild soap and water.
- As little as one inch of material can be cut from Gridstone panels with practically none of the crumbling common with mineral fiber panels. Just score and snap.
- Pre-decorated, the sturdy white vinyl laminate eliminates additional finishing.
- Gridstone Ceiling Panels have achieved GREENGUARD GOLD Certification.
- 15-year Limited Warranty.

Technical Data

| | | |
|----------------------|----------------------------------|-----------------------------------|
| Size: Nominal: | 2' x 2' (610 mm x 610 mm) | 2' x 4' (610 mm x 1219 mm) |
| Actual: | 23-3/4" x 23-3/4" | 23-3/4" x 47-3/4" |
| Thickness: | 1/2" Fire-Shield G | 1/2" Fire-Shield G |
| Weight: | 2.18 lbs./sq. ft. | 2.18 lbs./sq. ft. |
| Design: | UL G222 | UL G259 |
| UL Core Designation: | FSW-G | FSW-G |
| Rating: | 2 Hour | 1-1/2 Hour |

TECHNICAL DATA

| | | |
|---|--------------------|----------|
| Surface Burning Characteristics (Per ASTM E 84) | | |
| Flame Spread: 5 | Smoke Developed: 0 | Class: A |
| Sound Attenuation (Per ASTM E 1414) | | |
| Ceiling Attenuation, Class (CAC)-46 dB, NGC Report #6098001 | | |
| Light Reflectance: LR 1 (75% or greater) | | |

PRODUCT SPECIFICATIONS

Gridstone Gypsum Ceiling Panels conform to:
ASTM C 1396, Type X Class 1
ASTM E 1264, Type XX, Patterns E, G

PACKAGING

| | | | | |
|---------|---------------|---------------|------------|-----------------|
| 2' x 4' | GB5045 | 4 pcs./bundle | 32 sq. ft. | 40 bundles/unit |
| 2' x 2' | GB5044 | 4 pcs./bundle | 16 sq. ft. | 80 bundles/unit |

The double-banded bundles, long corner protectors and stretch wrap ensure quality on arrival.



Limitations

- Gridstone Ceiling Panels are not recommended for use in areas exposed to extreme or continuous moisture such as found in saunas, steam rooms or swimming pool enclosures.
- Overlaid insulation may cause excessive panel deflection and is not recommended where high humidity is likely to occur.



Gridstone® CleanRoom® Gypsum Ceiling Panels



Description

Gridstone CleanRoom Gypsum Ceiling Panels are for use in systems designed for areas requiring high levels of air cleanliness for airborne particulate levels. The panels are sealed on the face and back with a 2-mil rigid vinyl laminate. The edges are factory sealed with a coating that encapsulates the exposed edges, providing a completely sealed panel.

Applications

- Gridstone CleanRoom panels are for use in systems designed for areas requiring high levels of air cleanliness for airborne particulate levels such as clean rooms and clean zones.
- Gridstone panels are accepted by the USDA for use in food service and food processing areas.
- For use in systems, Class 100,000, 10,000, 1,000 and 100 per Federal Standard 209E "Airborne Particulate Cleanliness Classes in Clean Rooms and Clean Zones."

Features/Benefits

- Gridstone CleanRoom panel's rigid gypsum core prevents sagging and warping problems.
- Common dirt and stains can be removed with mild soap and water.
- A non-combustible gypsum core assures fire safety with 1-1/2- and 2-hour fire rating achievable depending on installation.
- Gridstone Ceiling Panels have achieved GREENGUARD GOLD Certification.
- 15-year Limited Warranty.

Installation

Gridstone CleanRoom panels should be installed in a gasketed grid system using hold-down clips. Recommended use of Gordon-DS-20 Gasket Seal System or equivalent gasket sealed grid systems designed for clean room applications. If panel cuts are required, exposed core should be sealed to maintain the performance of the system.

Technical Data

| | | |
|----------------------|----------------------------------|-----------------------------------|
| Size: Nominal: | 2' x 2' (610 mm x 610 mm) | 2' x 4' (610 mm x 1219 mm) |
| Actual: | 23-3/4" x 23-3/4" | 23-3/4" x 47-3/4" |
| Thickness: | 1/2" Fire-Shield G | 1/2" Fire-Shield G |
| Weight: | 2.2 lbs./sq. ft. | 2.2 lbs./sq. ft. |
| Design: | UL G222 | UL G259 |
| UL Core Designation: | FSW-G | FSW-G |
| Rating: | 2 Hour | 1-1/2 Hour |

TECHNICAL DATA

| | | |
|---|--------------------|----------|
| Surface Burning Characteristics (Per ASTM E 84) | | |
| Flame Spread: 5 | Smoke Developed: 0 | Class: A |
| Sound Attenuation (Per ASTM E 1414) | | |
| Ceiling Attenuation, Class (CAC)-46 dB, NGC Report #6098001 | | |
| Light Reflectance: LR 1 (75% or greater) | | |

PRODUCT SPECIFICATIONS

Gridstone Gypsum Ceiling Panels conform to:
ASTM C 1396, Type X Class 1
ASTM E 1264, Type XX, Patterns E, G

PACKAGING

| | | | | |
|---------|--------|---------------|------------|-----------------|
| 2' x 4' | GB5030 | 4 pcs./bundle | 32 sq. ft. | 40 bundles/unit |
| 2' x 2' | GB5040 | 4 pcs./bundle | 16 sq. ft. | 80 bundles/unit |

The double-banded bundles, long corner protectors and stretch wrap ensure quality on arrival.



Limitations

- Do not install panels in areas exposed to extreme or continuous moisture.
- Overlaid insulation may cause excessive panel deflection and is not recommended where high humidity is likely to occur.



Gridstone® Hi-Strength Gypsum Ceiling Panels



Description

Gridstone Hi-Strength Gypsum Ceiling Panels combine a USDA-accepted white stipple texture with the durability of a 2-mil rigid vinyl laminate. The 5/16" Hi-Strength gypsum core is formulated with increased uniformity and integrity, which increases its sag resistance.

Applications

- Gridstone panels can be used for interior and exterior ceiling applications in protected, well-ventilated spaces that receive intermittent exposure to moisture.
- Gridstone panels are accepted by the USDA for use in food service and food processing areas.
- Gridstone panels are ideal for interior and unexposed exterior ceiling applications such as soffits, parking garages and other non-fire rated ceiling systems.

Features/Benefits

- Lightweight. Gridstone 5/16" Hi-Strength panels are 40% lighter in weight than standard gypsum ceiling panels.
- Installation is quick and easy. 5/16" panels score and snap clean and easily drop into exposed grid systems, requiring less labor to install.
- Common dirt and stains can be removed with mild soap and water.
- More square footage per bundle means less stocking time required.
- Pre-decorated. The sturdy white vinyl laminate eliminates additional finishing.
- Gridstone Ceiling Panels have achieved GREENGUARD GOLD Certification.
- 15-year Limited Warranty.

Corporate Headquarters

National Gypsum Company
2001 Rexford Road
Charlotte, NC 28211
Phone: (704) 365-7300
Web: nationalgypsum.com
nationalgypsum.com/espanol

Technical Information

Phone: (800) NATIONAL
(800) 628-4662
Fax: (800) FAX-NGC1
(800) 329-6421

Technical Data

| | | |
|----------------|----------------------------------|-----------------------------------|
| Size: Nominal: | 2' x 2' (610 mm x 610 mm) | 2' x 4' (610 mm x 1219 mm) |
| Actual: | 23-3/4" x 23-3/4" | 23-3/4" x 47-3/4" |
| Thickness: | 5/16" | 5/16" |
| Weight: | 1.24 lbs./sq. ft. | 1.24 lbs./sq. ft. |

TECHNICAL DATA

| | | |
|---|--------------------|----------|
| Surface Burning Characteristics (Per ASTM E 84) | | |
| Flame Spread: 5 | Smoke Developed: 0 | Class: A |
| Sound Attenuation (Per ASTM E 1414) | | |
| Ceiling Attenuation, Class (CAC)-41 dB, NGC Report #6098001 | | |
| Light Reflectance: LR 1 (75% or greater) | | |

PRODUCT SPECIFICATIONS

Gridstone Gypsum Ceiling Panels conform to:
ASTM C 960/C 1396
ASTM C 36/C 1396
ASTM E 1264, Patterns E, G

PACKAGING

| | | | | |
|---------|--------|---------------|------------|-----------------|
| 2' x 4' | GB5010 | 6 pcs./bundle | 48 sq. ft. | 40 bundles/unit |
| 2' x 2' | GB5020 | 6 pcs./bundle | 24 sq. ft. | 80 bundles/unit |

The double-banded bundles, long corner protectors and stretch wrap ensure quality on arrival.



Limitations

- Gridstone 5/16" Hi-Strength panels have not been tested in fire rated systems and should not be specified for applications that have such requirements.
- Do not install panels in areas exposed to extreme or continuous moisture.
- Overlaid insulation may cause excessive panel deflection and is not recommended where high humidity is likely to occur.



National 
Gypsum®



AGENDA SUMMARY SHEET

MEETING DATE: November 14, 2023

TITLE: S. Drummond St. parking restriction

AGENDA SECTION: Consideration/Action

PRESENTER: Jeff Daane

| DEPARMTENT GOAL(S) SUPPORTED <i>(if applicable)</i> | FISCAL IMPACT | |
|---|---------------|--|
| | \$ | |

ISSUE SUMMARY

We have been asked to look into two hour parking on the West side of S. Drummond St. Between E. Main St and E. Jefferson St. When looking into this there is already two hour parking for that area there are no signs up that reflect this. There is also some other parking restrictions that are in this area as well. These overlap the current two hour parking.

What we have for you to look is approving and passing along to council would be cleaning this up. If approved we would erect the correct signs for the area.

STAFF RECCOMENDATION:

ATTACHMENTS:

- Map of S. Drummond
- S. Drummond St. Parking redlined
- S. Drummond St. parking updated ordinance

RECCOMENDED MOTION:

1. Recommend to council updating Section 6.05(3)(a)(2) of the Waupun Municipal code entitled "RESTRICTED PARKING AT ANY TTME – TWO HOUR LIMIT – S Drummond St. from E. Main St. to E. Brown St." is amended to read as follows:

(2) On the west side of S. Drummond St. beginning 18 feet south of the south curbline of E. Main St. going south for 225 feet.

SECTION 2: Section 6.05(3)(a) of the Waupun Municipal code entitled “RESTRICTED PARKING AT ANY TIME – TWO HOUR LIMIT” is amended to add the following subsection.:

- (5) On the west side of S. Drummond St. beginning 78 feet south of the south curbline of E. Jefferson St. going south to the north curbline of E. Brown St.

ORDINANCE NUMBER 23-

AN ORDINANCE TO AMEND CHAPTER SIX OF THE MUNICIPAL CODE OF THE CITY OF WAUPUN ENTITLED "TRAFFIC CODE."

THE COMMON COUNCIL OF THE CITY OF WAUPUN, DO ORDAIN:

SECTION 1: Section 6.05(3)(a)(2) of the Waupun Municipal code entitled "RESTRICTED PARKING AT ANY TIME – TWO HOUR LIMIT – S Drummond St. from E. Main St. to E. Brown St." is amended to read as follows:

(2) On the west side of S. Drummond St. beginning 18 feet south of the south curblineline of E. Main St. going south for 225 feet.

SECTION 2: Section 6.05(3)(a) of the Waupun Municipal code entitled "RESTRICTED PARKING AT ANY TIME – TWO HOUR LIMIT" is amended to add the following subsection.:

(5) On the west side of S. Drummond St. beginning 78 feet south of the south curblineline of E. Jefferson St. going south to the north curblineline of E. Brown St.

SECTION 3: This Ordinance shall be in full force and effect upon its passage and publication as provided by law.

Enacted this day of , 2023.

Rohn W Bishop
Mayor

ATTEST:

Angela Hull
City Clerk

6.05 PARKING LIMITATIONS.

(3) RESTRICTED PARKING AT ANY TIME.

- (a) Two-Hour Limit. When signs are erected in any block giving notice thereof, no person shall park a vehicle for longer than 2 hours at any time upon the following streets or portions of streets:
1. On the south side of E. Jefferson St. from S. Drummond St. to S. Forest St.
 2. ~~On S. Drummond St. from E. Main St. to E. Brown St.~~
On the west side of S. Drummond St. beginning 18 feet south of the south curblineline of Main St. going south 225 feet.
 3. On Shaler Dr. between E. Main St. and E. Jefferson St.
 4. On the east side of N. Drummond St. starting 29 feet north of the intersection of E. Main St continuing north to the to the intersection of E. Franklin St.
 5. On the west side of S. Drummond St. beginning 78 feet south of the south curblineline of E. Jefferson St. going south to the north curblineline of E. Brown St.

S Drummond St - 2 Hr. Parking

